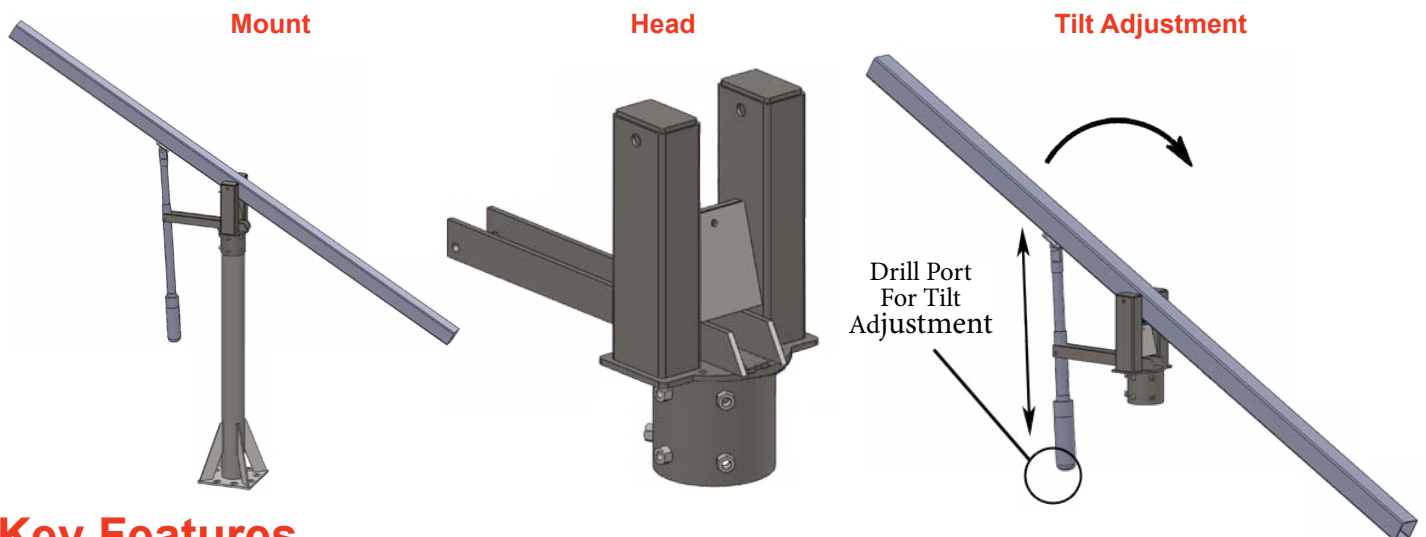




Astra 2 kW - 3 kW
Seasonably Adjustable Tilt Pole Mount - 8 Panel

Seasonably adjustable mount with minimal surface area

The Astra is a seasonably adjustable tilt pole mount solution for commercial and utility scale installations. Astra comes with a motorized actuator allowing for tilt adjustment utilizing a hand held drill. Astra pole mounts can accommodate 4 panel to 20 panel configurations and includes UL 467 grounding mid clamps. Astra is a cost effective mount for aesthetically pleasing solar installations.

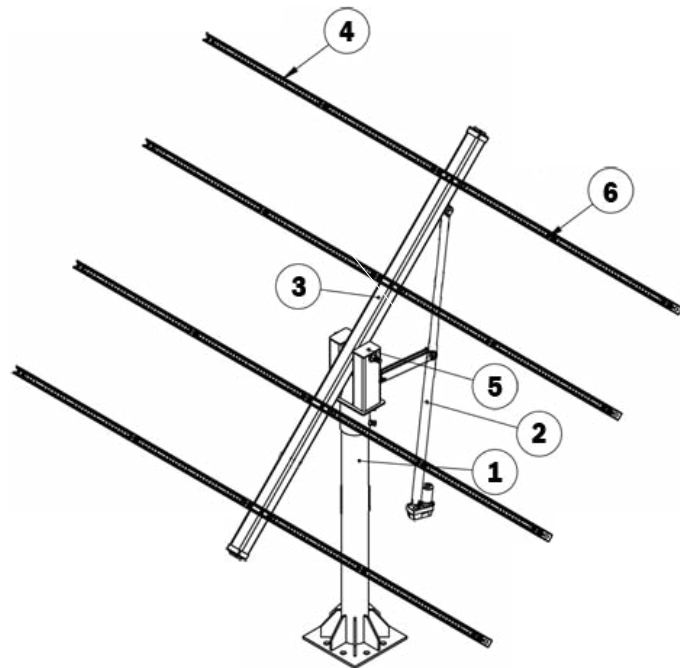


Key Features

- Manually Adjustable for different seasons by using drill
- Durable and rugged to withstand harsh environment
- Minimal amount of maintenance required
- Includes UL 467 grounding mid clamps
- Modular - allows multiple layout configurations
- 4 to 20 panel pole mounts available
- Optimizes limited space requirements
- Universal rails fit any commercially available Panel

Astra 2 kW - 3 kW

Seasonably Adjustable Tilt Pole Mount



Major Components

1 Pipe Stand 8 5/8" (Optional)

Durable mounting pipe ensures long lasting use while minimizing the use of ground space resources.

2 Actuator

Ball Screw Design allows for 20° - 80° tilt.

3 Main Beam

Robust tubular steel to meet high wind & snow loads.

4 Stamped Z-Purlin

Quick assembly with easy adjustment and convenient panel clamp installation.

5 Pipe Adapter and Head


Mounts securely to pipe stand attaches main beam to pivot bolt.

6 Panel Clamps and Grounding

Mid clamps come complete with UL 467 Grounding solution. Clamp design allows for quick and easy assembly.

Technical Specifications

Application	Commercial & Open Field
Foundation	Seasonably Adjustable Fixed Pole Mount
Module Orientation	Portrait
Module Compatibility	All Major Brands - 60 & 72 Cell Modules
Tilt Angle Available	20° - 80°
Ground Clearance	24" - Standard
Grade of Terrain	Any
Wind Load	100 mph *
Snow Load	Standard - 80 PSF *
Purlin Length	166"
Material Composition	Galvanized Steel G-90 - Post, Beam & Rails
Warranty	20 Years
Manufacturing	Made in USA



No.	Part	Quantity
1.	Pipe Stand, 8-5/8" O.D. X 72" Tall (Optional)	1 pc
2.	Actuator, 4,000 lbs, 2500 RPM, 36v DC	1 pc
3.	Main Beam, 1/4" Diameter 4" X 4" X 120"	1 pc
4.	Stamped Z-Purlin 166", 11 Ga.	4 pcs
5.	Pipe Adapter and Elevation Head	1 pc
6.	End & Mid Clamps with Integrated grounding	20 pcs
All assembly hardware included.		

*Snow loads are ground snow loads estimated at 60 deg.
*wind loads are estimated at 20 deg.
*Loading is single factor snow only or wind only.
*All specifications subject to change without notice.